







## Systems







- 3 coats TSI Mat plus  
or
- 3 coats BL Unitop

Key	
	Practical coverage in m <sup>2</sup> /ltr per coat, depending on density of timber.
	Thinning %
	Drying time/Recoat after ... hrs
	Film thickness
	Application temperature °C
	Brush clean up

## Products

### Sikkens TSI Mat plus Varnish







**Transparent, matt finish for interior wood surfaces, based on oil alkyd resin.** It accentuates the natural grain, colour and texture of all timbers and provides a hardwearing finish for doors, cabinets, furniture, etc. Abrasion resistant varnish. Resistant to water, soap, domestic chemicals and alcohol spills. **Use:** Suitable for most types of timber, as a stand alone 3 coat system on bench tops, shelves, skirting, panelling, furniture, doors etc. Also commonly used as the finishing coats on timber that has been stained with **Cetol HLS**. **Application:** Stir well. **Cetol TSI Mat plus** is a thixotropic product and requires a vigorous beating action, as this will cause the product to thin by itself. Apply to clean, dry sound

	18m <sup>2</sup> dressed timber
	Thin 5-10 % maximum first coat with white spirits.
	24 hrs at 20°C / 65% relative humidity
	45 microns wet
	Application temperature 5-25°C
	Mineral turpentine

substrate. Brush application recommended; apply at **45 microns wet**. Light cut back between coats. See Product Data Sheet for full details.

### Sikkens BL Unitop

**Transparent, waterborne, protective coating for timber.** Quick drying, low odour, Matt finish, non-yellowing. **Use:** Suitable for most types of timber, as a stand alone 3 coat system on interior work. Also commonly used as the finishing coats on timber that has been stained with **Cetol HLS**. **Application:** Stir well. Apply to clean, dry, sound substrate. Brush application recommended; apply at **50 microns wet**. Light cut back between coats. See Product Data Sheet for full details.

	15-20m <sup>2</sup> dressed timber
	Thin 5% maximum first coat
	5 hrs at 20°C / 65% relative humidity
	50 microns wet.
	Application temperature 8-30°C
	Water

### Sikkens Oplosser

**High solvent degreaser.** Oplosser is used for the strip wiping of surfaces to be coated and to assist with the removal of natural resins, contaminants and residue.

**See Product Data Sheet for full details on all products.**

## Directions

- Thoroughly stir product with flat-ended stirrer for 5 minutes before each use, ensuring that the bottom of the tin is well scraped. Stir at regular intervals during use. **Cetol TSI Mat plus** is a thixotropic product and must be well beaten when stirring, as this action will thin the product.
- Apply by brush or spray.
- Experimentation in the method of application may be required to achieve the desired effect.
- Do not apply in direct sunlight or excessive heat.
- Do not apply in high humidity as this may cause the varnish to bloom.
- Keep airflow to a minimum as this reduces working time.
- First coat can be thinned up to 5%. Subsequent coats are better applied unthinned. (Thin only if required to aid settling but keep to a minimum).
- Ensure all timber to be coated has moisture content of 16% or lower.
- Ensure the timber surface to be coated is cool to the touch.
- Ensure surface of timber is dry, free of grease, dirt, mould and oil.
- All dressed timber should be lightly sanded with fine grade paper to remove machining marks, handprints, glue etc. Always sand along the grain and never across. Remove sanding dust.
- Degrease all timber prior to coating using **Sikkens Oplosser**.
- Oily resinous timbers require extra preparation. Please check prior to coating.
- Coating by section is recommended, i.e. along the length of each piece of timber fully, rather than across various sections simultaneously.
- Completion of full coating system is recommended as soon as possible, within 8 weeks.
- Do not over brush film forming products as this leads to inadequate film thickness and, consequently, an early breakdown of the system.
- Ensure coats are thoroughly dry before applying further coats.
- Lightly cut back with fine grade sandpaper between coats as this will ensure a smooth finish. Any reduction in film thickness will result in a reduction of the durability of the system.
- Do not mask uncoated timber as this may cause mould and other problems.
- Do not mask coatings until full cure has taken place, approximately 7-14 days depending on drying conditions.
- Follow all the masking tape manufacturer's requirements. Ensure masking tape is removed as soon as possible and inside the manufacturer's specified time limit.
- Use a longhaired natural bristle brush and maintain a wet edge.
- Do not apply to surfaces previously treated with linseed oil, polyurethane, waxes or stains.

## Directions (continued)

- Keep coating away from rain, dew, condensation and all moisture until dry. Drying will be aided by good air circulation.
- Dispose of all materials safely. Do not dispose of any material down stormwater systems. Contact your local council for correct disposal methods.
- When undertaking any work always follow good trade, health and safety practices.
- Follow all good coating practices.

## Life span

- 5–20 years depending on use, area coated and the desired look required by the user.
- **Recommended film thickness.** The recommended film thickness is an integral part of the specification and durability. The systems are based on application of the coatings to the recommended film thickness of each coating in the system. Over brushing of the coating, and therefore insufficient protection of the substrate, is the most common cause of inferior coating performance.

## Please Note

- Every care is taken to ensure that the information provided in this data sheet is accurate. Jac Jay Limited is unable to guarantee results as it has no control over the conditions under which products are applied, the substrate or the application. The customer has to determine the suitability of the delivered products or information for its intended purpose.