

Systems







- 1-2 coats *Cetol HLS* and 3 coats *TSI Mat plus* or
- 1-2 coats *Cetol HLS* and 3 coats *BL Unitop*

Please select required system.

Products

Sikkens Cetol HLS

Transparent, satin, antifungal woodcare product for interior and exterior use. Its woodstain like







	10-18m ² dressed timber, 5-8m ² band sawn timber, 5-7m ² smooth plywood, 3-5m ² band sawn plywood.
	Do not thin (thinning reduces the product's UV protection)
	16 hrs at 20°C / 65% relative humidity
	Wet: 36 microns Dry: 10 microns
	Application temperature 5-35°C
	Mineral turpentine

qualities ensure timber grain remains highly visible. **Cetol HLS** contains mould/algae inhibitors and is microporous allowing the timber to breathe. Available in a range of transparent colours. **Use:** Suitable for most types of timber. Used as a primer/basecoat for **Cetol Filter 7**, **Cetol TGL** products and as a stand alone 3 coat system on garden furniture, BBQ tables, handrails etc. Also commonly used as an interior timber stain under **Cetol TSI Mat plus**. **Application:** Stir well. Do not thin. Apply at **36 microns wet** to clean, dry,

sound substrate. Brush application recommended. See Product Data Sheet for full details.

Sikkens TSI Mat plus Varnish

Transparent, matt finish for interior wood surfaces, based on oil alkyd resin. It accentuates the natural







	18m ² dressed timber
	Thin 5-10 % maximum first coat with white spirits.
	24 hrs at 20°C / 65% relative humidity
	45 microns wet
	Application temperature 5-25°C
	Mineral turpentine

grain, colour and texture of all timbers and provides a hardwearing finish for doors, cabinets, furniture, etc. Abrasion resistant varnish. Resistant to water, soap, domestic chemicals and alcohol spills. **Use:** Suitable for most types of timber, as a stand alone 3 coat system on bench tops, shelves, skirting, panelling, furniture, doors etc. Also commonly used as the finishing coats on timber that has been stained with **Cetol HLS**. **Application:** Stir well. **Cetol TSI Mat plus** is a thixotropic product and requires a vigorous beating action, as this will cause the product to thin by itself. Apply to clean, dry sound







substrate. Brush application recommended; apply at **45 microns wet**. Light cut back between coats. See Product Data Sheet for full details.

Sikkens BL Unitop

Transparent, waterborne, protective coating for timber. Quick drying, low odour, satin finish, non-

	15-20m ² dressed timber
	Thin, 5% maximum first coat
	5 hrs at 20°C / 65% relative humidity
	50 microns wet.
	Application temperature 8-30°C
	Water

yellowing. **Use:** Suitable for most types of timber, as a stand alone 3 coat system on interior work. Also commonly used as the finishing coats on timber that has been stained with **Cetol HLS**. **Application:** Stir well. Apply to clean, dry, sound substrate. Brush application recommended; apply at **50 microns wet**. Light cut back between coats. See Product Data Sheet for full details.

Key	
	Practical coverage in m ² /ltr per coat, depending on density of timber.
	Thinning %
	Drying time/Recoat after ... hrs
	Film thickness
	Application temperature °C
	Brush clean up

Directions

- Thoroughly stir product with flat-ended stirrer for 5 minutes before each use, ensuring that the bottom of the tin is well scraped. Stir at regular intervals during use. **Cetol TSI Mat plus** is a thixotropic product and must be well beaten when stirring, as this action will thin the product.
- Do not apply in direct sunlight or excessive heat.
- Keep airflow to a minimum as this reduces working time.
- Ensure all timber to be coated has a moisture content of 16% or lower.
- Ensure the timber surface to be coated is cool to the touch.
- Ensure surface of timber is dry, free of grease, dirt, mould and oil.
- All dressed timber should be lightly sanded with fine grade paper to remove machining marks, handprints, glue etc. Always sand along the grain and never across. Remove sanding dust.
- Degrease all timber prior to coating using **Sikkens Oplosser**.
- Oily resinous timbers require extra preparation. Please check prior to coating.
- Experimentation in the method of application may be required to achieve the desired effect.
- Coating by section is recommended, i.e. along the length of each piece of timber fully, rather than across various sections simultaneously.
- Completion of full coating system is recommended as soon as possible, within 8 weeks.
- Ensure coats are thoroughly dry before applying further coats.
- Do not mask uncoated timber as this may cause mould and other problems.
- Do not mask coatings until full cure has taken place, approximately 7-14 days depending on drying conditions.
- Follow all the masking tape manufacturer's requirements. Ensure masking tape is removed as soon as possible and inside the manufacturer's specified time limit.
- Use a longhaired natural bristle brush and maintain a wet edge.
- Do not apply to surfaces previously treated with linseed oil, polyurethane, waxes or stains.

Staining with Cetol HLS:

- Apply by brush, spray etc.
- Experimentation in the method of application may be required to achieve the desired effect.
- Apply first coat unthinned and work in a systematic and efficient manner to avoid lapping marks. Maintain a wet edge.

Directions (continued)

- Work in sections; avoid going over areas already coated.
- Soon after initial application, stain type products should be brushed over with an unloaded brush to remove excess stain.
- Apply second coat, if required for looks, working in a similar fashion to the above.
- Do not sand between coats. It is recommended to lightly cut back between clear finishing coats.

Applying the Finishing Varnish:

- Apply by brush or spray.
- Do not apply in high humidity as this may cause the varnish to bloom.
- Experimentation in the method of application may be required to achieve the desired effect.
- First coat can be thinned up to 5% with white spirits for TSI Mat plus and water for BL Unitop. Subsequent coats are better applied unthinned. (Thin only if required to aid settling but keep to a minimum).
- Work in a systematic and efficient manner to avoid lapping marks.
- Work in sections avoiding going over areas already coated..
- Apply at the correct application rate.
- Keep coating away from rain, dew, condensation and all moisture until dry. Drying will be aided by good air circulation.
- Dispose of all materials safely. Do not dispose of any material down stormwater systems. Contact your local council for correct disposal methods.
- When undertaking any work always follow good trade, health and safety practices.
- Follow all good coating practices.

Life span

- 5–20 years depending on use, area coated and the desired look required by the user.
- **Recommended film thickness.** The recommended film thickness is an integral part of the specification and durability. The systems are based on application of the coatings to the recommended film thickness of each coating in the system. Over brushing of the coating, and therefore insufficient protection of the substrate, is the most common cause of inferior coating performance.

Please Note

- Every care is taken to ensure that the information provided in this data sheet is accurate. Jac Jay Limited is unable to guarantee results as it has no control over the conditions under which products are applied, the substrate or the application. The customer has to determine the suitability of the delivered products or information for its intended purpose.