

Systems







Low/High Density Timber

- *Kodrin WV 470*







Products

Sikkens Kodrin WV 470

Sikkens Kodrin WV 470 is a water borne sealer for V-Joints. Kodrin WV 470 is quick drying, translucent,

	N/A
	Water if necessary
	1 hour at 23°C / 50% relative humidity
	N/A
	Application temperature minimum 10°C
	Water

easy to apply and has excellent adhesion to wood primers. **Use:** In joinery industries as a sealer for V-Joints to be finished with opaque or translucent waterborne and oil alkyd joinery products. **Application:** Application temperature must be above 10 °C. Apply by using a filling gun and filling knife. **Kodrin WV 470** can be thinned with water if necessary. Recoatable after 1 hour. Applications of **Kodrin WV 470** should be finished before exposure to the elements. See product data sheet for full details.

Key	
	Practical coverage in m ² /ltr per coat, depending on density of timber.
	Thinning %
	Drying time/Recoat after ... hrs
	Film thickness
	Application temperature °C
	Brush clean up

See Product Data Sheet for full details on all products.

Directions

- We recommend that you experiment with your chosen system to gain the required technique before the commencement of your project.
- If using a transparent coating system apply the first primer coat of your chosen system to the entire joinery area. If using an opaque system **Kodrin WV 470** can be applied directly to the timber surface. Refer to manufacturers product and application guide for your chosen system and follow all manufactures instructions.
- Ensure timber is cool to the touch.
- Using a filling gun squirt **Kodrin WV 470** well into the V-Joint area.
- Level off using a spatula or filling knife.
- Using a damp rag clean off the excess from faces of timber.
- Leave to dry.
- Depending on the depth of the V-Joint a second/third application may be required as above.
- On final application use finger and run it down the V-Joint to create a uniform concave appearance.
- Using a damp rag clean off the excess from faces of timber.

Directions (continued)

- Complete coating system chosen. Refer to manufacturers product and application guide for your chosen system and follow all manufacturers instructions.
- Dispose of all materials safely. Do not dispose of any material down stormwater systems. Contact your local council for correct disposal methods.
- When undertaking any work always follow good trade, health and safety practices.
- Follow all good coating practices.

Please Note

- Every care is taken to ensure that the information provided in this data sheet is accurate. Jac Jay Limited is unable to guarantee results as it has no control over the conditions under which products are applied, the substrate or the application. The customer has to determine the suitability of the delivered products or information for its intended purpose.